



## MODERN DESIGN FOR MORE LIGHT

This contemporary aluminum sliding glass door is a great, space-saving option that glides horizontally to fit into tighter spaces and won't interfere with the room or patio. The Heritage™ sliding door features new design enhancements for improved aesthetics, quality and operation.

### KEY FEATURES

- Fits openings up to 20' wide and 12' tall\*
- Two-, three- and four-panel configurations available with either Window Wall transoms or sidelights
- Panel profile matches the Heritage Multi-Slide Door
- Thermally improved option for increased energy efficiency
- Sleek hardware design allows panels to be stacked, creating a wide-open view
- Available with all standard Andersen® dual-pane glass options
- Gliding insect screen is available for both two-panel and four-panel configurations

### SIZING

- Panel widths 24" to 72" wide and 77 3/16" to 141 1/2" tall
- Top rail heights = 2.5", Bottom rail heights = 3.46"; **NEW!**  
Stile widths = 1.39" (standard interlock), 1.93" (heavy interlock)

### Thermally Broken Doors

- Maximum panel size is up to 50 sq. feet
- 119.375" max unit height (max RO height 120")

### Non-Thermally Broken Doors

- Maximum panel size is up to 60 sq. feet
- 143.375" max unit height (max RO height 144")



### SILL

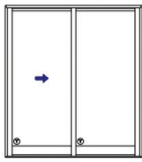
- Standard on-floor drainage sill is designed with self-closing weep holes and collects water underneath the visible sill surface, draining to the exterior to help prevent water infiltration
- Sill height is 1 5/8"



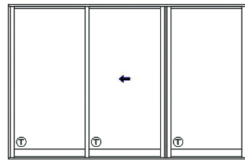
\*Opening dimensions provided are rough opening.

# HERITAGE™ SLIDING DOOR

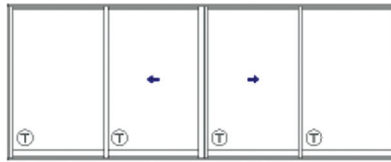
## DOORS CONFIGURATIONS



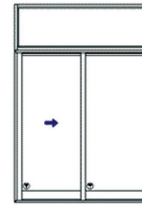
Two Panels



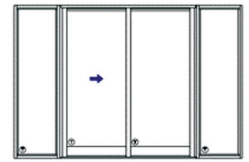
Three Panels



Four Panels



With Transoms



With Sidelights

## ROLLERS




Continuously adjustable synthetic rollers are cycle tested 25,000 times for proven operation, feature stainless steel ball-bearings and are contoured to perfectly match the track for increased ease of operation.

## FINISH OPTIONS

### PAINTED




White



Tan



Bronze



Black

### ANODIZED\*



Clear



Dark Bronze

Custom colors available, contact your Andersen supplier for details.

## HARDWARE



Stainless Steel

Black

- Flush-mount hardware includes a multi-point lock that throws shoot bolts into the head and sill of the door frame for added security
- Hardware available in stainless steel or black
- Additional handle height options available for 'pool height' requirements

\*Class II anodized finish.

Printing limitations prevent exact replication of colors and finishes. See your Andersen supplier for actual color and finish samples.

Heritage Windows and Doors is a wholly owned subsidiary of Andersen Corporation.

Heritage manufactures and supports the limited warranty of Heritage products.

"Heritage" and all other marks where denoted are trademarks of Andersen Corporation and its subsidiary. ©2022 Andersen Corporation. All rights reserved. 05/22



For more information, visit [heritagewindows.com](https://www.heritagewindows.com)